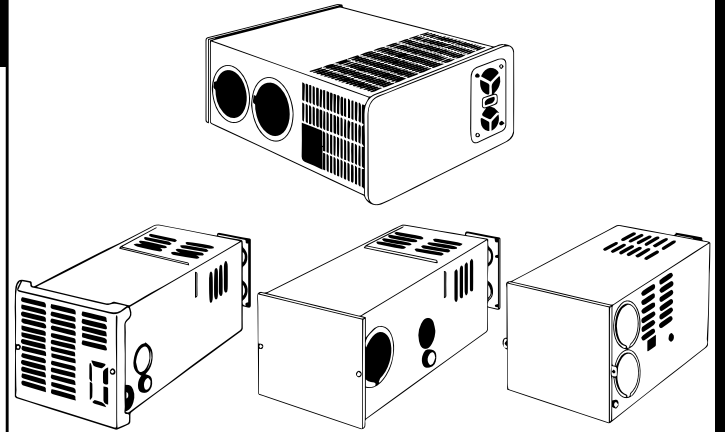




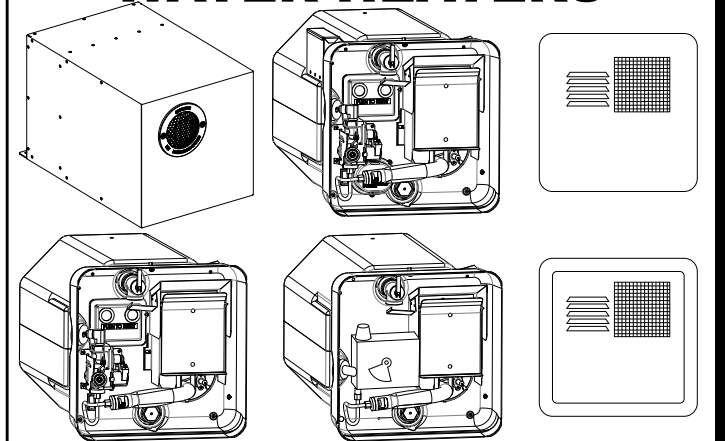
Suburban RV APPLIANCES

PARTS MANUAL


FURNACES



WATER HEATERS



COOKING APPLIANCES



NOTE: This manual contains separate part numbers and superseded kit numbers. Order Accordingly.



Suburban Division

Part Number 205624

05-19-2026

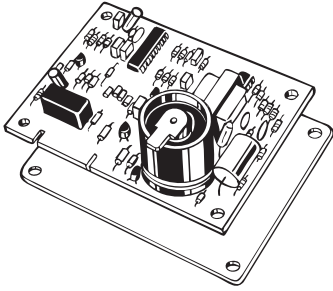


AIRXCEL, INC. - SUBURBAN DIVISION

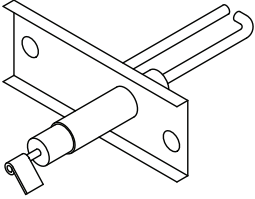
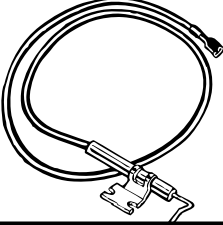


676 Broadway Street

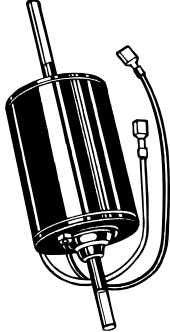
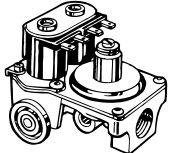
Dayton, Tennessee 37321

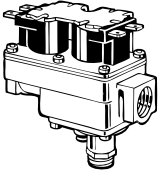
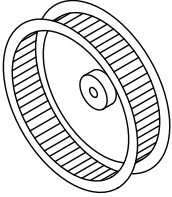
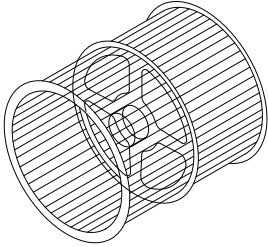
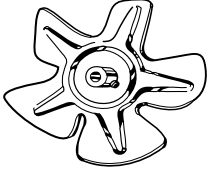
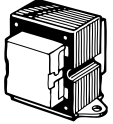

574-247-9235

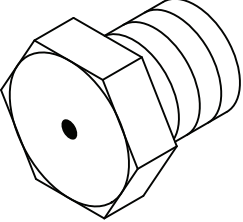
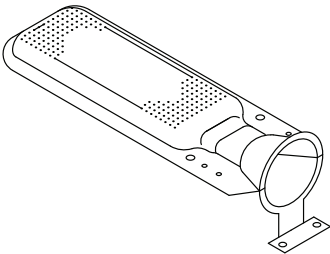
www.Airxcel.com

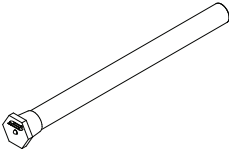
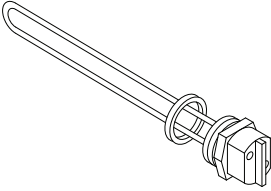
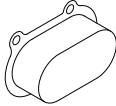

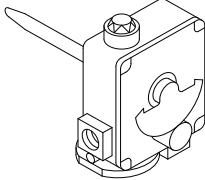



ILLUSTRATED ITEM	DESCRIPTION	KIT NO.
	<p>FAN CONTROL MODULE BOARD WIRING KIT</p> <p>TO CONVERT NON-FAN CONTROL MODULE BOARD FURNACE (MODULE BOARD NOT INCLUDED WITH KIT. ORDER 521099 MODULE BOARD SEPARATELY.)</p> <p>SF-20/25/30/35/42 SF-20/25/30/35/42F</p> <p>NT-24/30/34SP NT-40</p> <p>NT-12/16/20S NT-12/16/20SE</p>	<p>520832</p> <p>520839</p> <p>520840</p>
	<p>IGNITION CONTROL MODULE (FAN CONTROL 3 TRY)</p> <p>LOCAL FLAME SENSE 12 VDC</p> <p>MODULE BOARD CONVERSION KIT FOR ALL "T" MODELS</p> <p>DUAL CONTROL BOARD - SHD-2542 ONLY</p>	<p>521099</p> <p>521099</p> <p>232806</p>
	<p>IGNITION CONTROL MODULE FAN CONTROL 24VAC</p> <p>REMOTE FLAME SENSE 24 VAC - P-30S P-40 N-30M</p>	<p>520947</p>
	<p>LIMIT SWITCH</p> <p>NT-20SE</p> <p>NT-30SP</p> <p>NT-34SP NT-24/30/34/M/S P-30S</p> <p>NT-35K</p> <p>NT-20S NT-20S-TC (ABOVE SERIAL NO. 093800203) NT-20SQ</p> <p>NT-16S (ABOVE SERIAL NO. 093900001) NT-16SQ</p> <p>NT-16SE (ABOVE SERIAL NO. 094100427) NT-20SE (ABOVE SERIAL NO. 094000057) NT-16 20SEQ</p> <p>SF-20F/FQ SF-20FQ ID COLOR CODE DOT (RED) (ABOVE SERIAL NO. 921403895)</p> <p>SF-25/30/35 SF-25/30/35F (BELOW SERIAL NO. 921403896)</p> <p>SF-25/30/35 SF-25/30/35F (ABOVE SERIAL NO. 921403895)</p> <p>SF-25/30/35Q SF-25/30/35FQ ID COLOR CODE DOT (GREEN)</p> <p>SF-42/42F (ABOVE SERIAL NO. 921403895) SF-42Q/42FQ ID COLOR CODE DOT (BLUE)</p> <p>SFV-20/20F 25/25F 30/30F 35/35F</p> <p>SFV-20/25/30/35/Q/FQ ID COLOR CODE DOT (ORANGE)</p> <p>SFV-42/42F ID COLOR CODE DOT (BLUE)</p> <p>SF-20 – 42VHQ/VHFQ ID COLOR CODE DOT (PURPLE)</p> <p>SH-35/35F ID COLOR CODE DOT (GREEN)</p> <p>SH42/42F ID COLOR CODE DOT (BLACK)</p> <p>SHD2542 SHD2542Q ID COLOR CODE DOT (BLUE)</p> <p>NT-40</p> <p>DD-17DSI</p> <p>P-40</p>	<p>230849</p> <p>525020</p> <p>230496</p> <p>231227</p> <p>233484</p> <p>232503</p> <p>231630</p> <p>525006</p> <p>525035</p> <p>233522</p> <p>232505</p> <p>525052</p> <p>525006</p> <p>232735</p> <p>525035</p> <p>231807</p> <p>231768</p> <p>230825</p>

ILLUSTRATED ITEM	DESCRIPTION	KIT NO.
	<p>ELECTRODE</p> <p>NT-12/16/20S NT-12/20SE NT-16SE (ABOVE SERIAL NO. 000303844)</p> <p>NT 16/20SQ/SEQ</p> <p>NT-24/30/34S SP NT-40 (ABOVE SERIAL NO. 920500001)</p> <p>P-30S P-40 NT-40</p> <p>NT-24/30/34S/SP (BELOW SERIAL NO. 920500001)</p>	<p>525033</p> <p>525033</p> <p>525029</p> <p>525019</p> <p>525019</p>
	<p>ELECTRODE AND WIRE ASSEMBLY</p> <p>SFQ20/25/30/35Q/FQ (ABOVE SERIAL NO. 171416095) SF42Q/FQ</p> <p>SFVH-20/25/30/35Q/FQ</p>	<p>525051</p>
	<p>SAIL SWITCH</p> <p>NT-12/16/20/S/SE</p> <p>NT-16/20/SQ/SEQ</p> <p>NT-30/34/M/S/SP NT-25/30/35/K P-30S SF-20/25/30/35</p> <p>SF-20/25/30/35F SF-42/42F (BELOW SERIAL NO. 924201894)</p> <p>SF-20/25/30/35/42/F SH-42/F</p> <p>SF-20/25/30/35/42Q/FQ SFV-20/25/30/35/42Q</p> <p>SF-20/25/30/35VHQ/VHFQ</p> <p>SH-35/35F</p> <p>SHD2542</p> <p>NT-40</p> <p>P-40S</p>	<p>525028</p> <p>525028</p> <p>525024</p> <p>525003</p> <p>233383</p> <p>233354</p> <p>233355</p> <p>233383</p>
	<p>MOTOR 120 VAC</p> <p>P-40</p> <p>MOTOR CAPACITOR 7.5 UF</p> <p>P-40S</p>	<p>232846</p> <p>520837</p>
<p>PICTURE NOT AVAILABLE</p>	<p>TIME DELAY RELAY AND NON-FAN CONTROL MODULE BOARD CONVERSION KITS</p> <p>NT-T MODEL FURNACES</p> <p>SF-T MODEL FURNACES</p>	<p>521099</p> <p>521099</p>

ILLUSTRATED ITEM	DESCRIPTION	KIT NO.	
	<p>MOTOR 12 VDC</p> <p>NT-16/20SQ 521067</p> <p>NT-16/20SEQ 521068</p> <p>NT-30/M/S/SP 521137</p> <p>NT-34/M/S/SP NT-40 521138</p> <p>SF-20/F (3 INCH MOTOR) (ABOVE SERIAL NO. 012205202)</p> <p>SF-25/F (3 INCH MOTOR) (ABOVE SERIAL NO. 012106952)</p> <p>SF-30/F (3 INCH MOTOR) (ABOVE SERIAL NO. 012003742)</p> <p>SF-42/F (3 INCH MOTOR) (ABOVE SERIAL NO. 012305199)</p> <p>SH-35/F 232727</p> <p>SHD-2542Q 233096</p> <p>SF-20/25/30Q/FQ SF-20VHQ/VHFQ 521230</p> <p>SF-35Q/FQ SFV-35Q/FQ SF-25VHQ/VHFQ 521230</p> <p>SF-30VHQ/VHFQ 521230</p> <p>SF-42Q/FQ SFV-42Q/FQ 521255</p> <p>SF-35/42VHQ/VHFQ 521255</p>	<p>DISCON- TINUED</p> <p>USE CORE</p>	
	<p>PICTURE NOT AVAILABLE</p>	<p>GASKET BURNER ACCESS DOOR WITH ELECTRODE GASKET</p> <p>NT-12/16/20/S/SE NT-24/30/34/M/S/SP NT-40 P-30 P-40 525011</p>	
		<p>GASKET BURNER ACCESS COVER</p> <p>SF-20/25/30/35/42/F SH-35/42 SH-35/42F SHD-2542 525010</p> <p>SF-20/25/30/35/42/F SH-35/42/F SHD-2542 (ABOVE SERIAL NO. 094101431) 525031</p> <p>SF-20/25/30/35/42/Q/FQ SHD-2542Q</p>	
	<p>PICTURE NOT AVAILABLE</p>	<p>DUCT COVER 050733</p>	
		<p>DUCT COLLAR 2" 051240</p>	
		<p>DUCT COLLAR 4" 050715</p>	
	<p>PICTURE NOT AVAILABLE</p>	<p>FURNACE SOLENOID KIT FOR 161122</p> <p>WHITE RODGERS 521074</p> <p>7 UNIVERSE 521075</p>	
			<p>GAS VALVE 12 VDC</p> <p>SF-20/25/30/35/42/F (BELOW SERIAL NO. 921403846) 161133</p> <p>SF-20/25/30/35/42/F (ABOVE SERIAL NO. 971303163) 525044</p> <p>SF-20/25/30/35/42Q/FQ</p>
	<p>SHD-2542 SHD-2542Q 161192</p>		

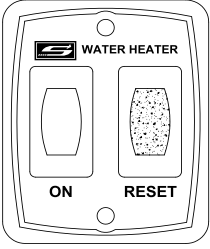





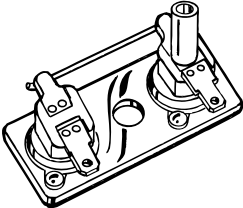
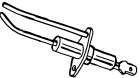
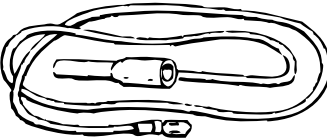
ILLUSTRATED ITEM	DESCRIPTION	KIT NO.
	<p>GAS VALVE 12 VDC</p> <p>NT-12/16/20/S/SE NT-16/20SQ/SEQ NT-24/30/34/S/SP NT-25/30/35K NT-40, VT-24/30/34 (ABOVE SERIAL NO. 1356773)</p>	161123
	<p>GAS VALVE 24 VAC</p> <p>P-40</p>	161132
	<p>COMBUSTION AIR WHEEL</p> <p>NT-16/20/SQ/SEQ 350208</p> <p>NT-24/30/34/SP P-30S NT-40 350110</p> <p>P-40S 350124</p> <p>SF-20/20F 350211</p> <p>SF-25/30/35F 350184</p> <p>SF-42/42F SHD-2542 350183</p> <p>SF-20Q/FQ SFVH20Q/FQ (STARTING SERIAL NUMBER 19416541) 521234</p> <p>SF-25Q/FQ SFVH25Q/FQ (STARTING SERIAL NUMBER 194500640) 521235</p> <p>SF-30Q/FQ SFVH30Q/FQ (STARTING SERIAL NUMBER 194104640) 521235</p> <p>SF-35Q/FQ SFVH35Q/FQ (STARTING SERIAL NUMBER 194411914) 521235</p> <p>SF-42Q/FQ (STARTING SERIAL NUMBER 194203770) 521236</p> <p>SFV-35Q/FQ (STARTING SERIAL NUMBER 194203775) 521235</p> <p>SFV-42Q/FQ (STARTING SERIAL NUMBER 194710772) 521236</p> <p>SH-35/42 SH-35/42F 350199</p> <p>SF-42VHQ/VHFQ 521286</p>	
	<p>ROOM AIR WHEEL</p> <p>NT-24/30/34/M/S/SP P-30S 350113</p> <p>NT-40 350098</p> <p>P-40 350086</p> <p>SF-20/25/30/35/42F SHD-2542 525047</p> <p>SF/SFV/SFVH-20/25/30/35/42Q/FQ SHD-25/42Q 521233</p>	
	<p>ROOM AIR IMPELLER</p> <p>NT-16/20SQ/SEQ 350207</p>	
	<p>TRANSFORMER 24 V.A.C.</p> <p>P-30S P-40 520944</p> <p>CAPACITOR P40 520837</p>	
	<p>THERMOSTAT</p> <p>ALL MODELS - WHITE 161154</p> <p>ALL MODELS - BLACK 161210</p> <p>ALL MODELS - BLACK - DIGITAL HEAT ONLY 161401</p>	

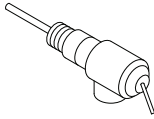

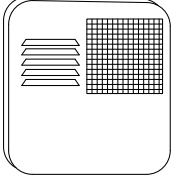
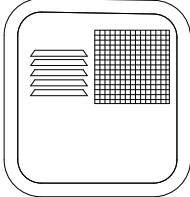
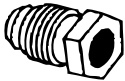


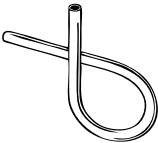
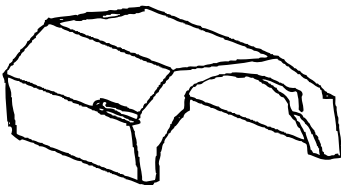
ILLUSTRATED ITEM	DESCRIPTION	KIT NO.
	BURNER ORIFICE NT-12S/SE #60 NT-16S/SE NT-16SQ/SEQ #56 NT-20S/SE NT-20SQ/SEQ #3 64 NT-30/M/S/SP SF-30/30F P-30S NT-30K #52 NT-34/M/S/SP NT-35K SF-35/35F #51 SF-42/42F NT-40 P-40 #49 P-40S (NAT. ONLY) #30	180225 180224 180231 180214 180222 180216 180259
	ORIFICE METRIC THREADS SF-20/20F (ABOVE SERIAL NO. 021206467) SF/SFVH-20Q/FQ #55 SF-25/25F (ABOVE SERIAL NO. 021206467) SF/SFVH-25Q/FQ #53 SF-30/30F (ABOVE SERIAL NO. 021206467) SF/SFVH-30Q/FQ #52 SF-35/35F (ABOVE SERIAL NO. 021206467) SH-35/35F SF/SFVH-35Q/FQ #51 SF-42/42F (ABOVE SERIAL NO. 021206467) SH-42/42F SHD2542 SF-42Q/42FQ #50	180305 180306 180307 180308 180309
	BURNER ASSEMBLY NT-12/16/20S NT-12/20SE NT-16/20 SQ/SEQ NT-16SE (ABOVE SERIAL NO. 000303844) NT-24/30/34/S/SP P-30S NT-40 P-40S SF-20/20F SF/SFVH-20Q/FQ SF-25/25F SF/SFVH-25Q/FQ SF-30/30F (ABOVE SERIAL NO. 012003742) SF/SFVH-30Q/FQ SF-35/35F (ABOVE SERIAL NO. 012003642) SF/SFVH-35Q/FQ SF-42/42F, SF-42Q/42FQ SH-42/42F, SHD2542	010978 010978 010701 010702 010702 010767 010762 010865 010865 010799
<p>PICTURE NOT AVAILABLE</p>	ON OFF SWITCH SF-20/25/30/35/42 SF/SFVH-20/25/30/35/42Q SF-20/25/30/35/42F/FQ SH-35/42/F SHD-25/42 SHD-2542Q NT-12/16/20/S/SE NT-16/20/SQ/SEQ	232351 232351 232351 232351 232351
<p>PICTURE NOT AVAILABLE</p>	FRONT BLOWER HOUSING SFVH-20/25/30/35/Q/FQ (ONE PIECE HOUSING) SF-20/25/30/35/Q/FQ/SFV35Q/FQ	521259 521237
<p>PICTURE NOT AVAILABLE</p>	REAR BLOWER HOUSING SFVH-20/Q/FQ (ONCE PIECE HOUSING) SF-20/Q/FQ SF-25/30/35/42/Q/FQ SFV-35/42/Q/FQ SFVH-25/30/35 Q/FQ (ONE PIECE HOUSING)	521254 391255 521253 521253

ILLUSTRATED ITEM	DESCRIPTION	KIT NO.
	ANODE ROD (MAGNESIUM) STANDARD	233514
	ANODE ROD (ALUMINUM) OPTIONAL	233516
	ELECTRIC ELEMENT WITH GASKET SCREW IN SW-6DE/DEM (ABOVE SERIAL NUMBER 115103837) SW-10DE/DEM (ABOVE SERIAL NUMBER 115101002) SW-12/16/DE/DEM SW-10/12/16/VE SAW-6/DE/DEL ELEMENT GASKET	520900 070805
	ELEMENT COVER WITH GASKET SW-6/10/12/16/DE/DEL/DEM SW-16VE	090681
	SWITCH ELECTRIC ELEMENT WITH GASKET - (SHOWN) SW-6/10/12/16/DE/DEL/DEM SW-10/12/16VE	525001
	DEL MODEL RELAY - (NOT SHOWN)	232948
	THERMOSTAT GAS CONTROL (FOR SW10P MODELS) (SIT) 3 8" NPT INLET • 1 4" LOXIT OUTLET (ABOVE SERIAL NO. 95360121)	161111
	THERMOSTAT GAS CONTROL (FOR SW6P MODELS) (SIT) 3 8" NPT INLET • 1 4" LOXIT OUTLET (ABOVE SERIAL NO. 962802561)	161111
	THERMOSTAT GAS CONTROL - 3 8" NPT INLET 1 4" LOXIT - OUTLET (UNITROL) SW3P, SW6P, SW6PR, SW6PER (ABOVE SERIAL NO. 95340118)	161112
<p>PICTURE NOT AVAILABLE</p>	SOLENOID KIT FOR 161109 ONLY WHITE RODGERS	521072
	7 UNIVERSE	521073
	IGNITION CONTROL MODULE SW-16V/VE SW-6/10/12/16/D/DE/DEL/DEM/DEC/DELC SAW-6/D/DE/DEL	520993 520814 521166
	COVER, MODULE BOARD FOR 520814 (FENWAL) ABOVE SERIAL NO. 953900766	090487

RV WATER HEATERS


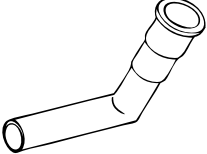
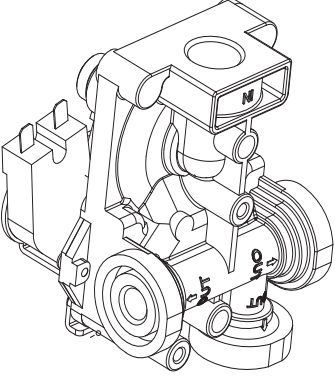

Factory Replacement Parts




ILLUSTRATED ITEM	DESCRIPTION	KIT NO.
	SWITCH & LIGHT - OPTIONAL - SHOWN	
	BLACK CREAM WHITE (DOMESTIC - OPTIONAL AUSTRALIA - STANDARD)	232229 232795 233495
	DEL MODEL SWITCH - OPTIONAL - NOT SHOWN	
	BLACK WHITE	233111 232882
	EC MODEL SWITCH - OPTIONAL - NOT SHOWN	
	BLACK	233792
	PILOT BURNER	
	INCLUDES: PILOT BURNER THERMOCOUPLE PILOT TUBE WITH FITTING	525012
	GROMMET GAS INLET	070989
	GROMMET THERMOSTAT COVER PLUG	525027
	COVER THERMOSTAT LIMIT WITH GROMMETS	
	SW-6/10/12/16/D/DE/DEL SAW-6/D/DE/DEL	525022 090669
	GASKET THERMOSTAT COVER	
	SW-6/10/12/16/D/DE/DEL SAW-6/D/DE/DEL	070987 072052
	THERMOSTAT LIMIT - DSI (12 VOLT)	
	STANDARD - 130° (ID #2116) (ID #312154) STANDARD - 135° (ID #865782) (ID #865482) OPTIONAL - 140° (ID #2476) (ID #312152)	N/A 525007 525018
	THERMOSTAT LIMIT ELECTRIC (120 VOLT) - 140°	525016
	THERMOSTAT LIMIT - ELECTRIC	
	120 VOLT (AFTER SERIAL #940900091) STANDARD - 130° (ID #2306) (ID #312155) (ID#856082) OPTIONAL - 140° (ID #2475) (ID #312153)	525002 525016
	ELECTRODE (2 PRONG)	525005
	ELECTRODE WIRE & BOOT	
	SW-4/6/10/12/16D/DE/DEL SAW-6D/DE/DEL	233786

ILLUSTRATED ITEM	DESCRIPTION	KIT NO.
	PRESSURE RELIEF VALVE 3 4" NPT	525045
	DOOR HINGE	150117
PICTURE NOT AVAILABLE	DOOR LATCH (WHITE)	525008
	DOOR LATCH (BLACK)	525210
	DOOR, SW MODEL, RADIUS CORNER - 6 GALLON POLAR WHITE BLACK	6261APW 6261AEB
	DOOR, SW MODEL, FLUSH MOUNT - 6 GALLON POLAR WHITE BLACK	6255APW 6255AEB
	DOOR, SW MODEL, FLUSH MOUNT - 10 GALLON POLAR WHITE BLACK	6259APW 6259AEB
PICTURE NOT AVAILABLE	DOOR SAW MODEL 6 GALLON POLAR WHITE BLACK ARCTIC WHITE	6279APW 6279AEB 6279AAW
	1 4" LOXIT NUT 6 GALLON MODELS (ABOVE SERIAL NO. 953401118) 10 GALLON MODELS (ABOVE SERIAL NO. 953601021)	525030
	BURNER ORIFICE #61	180260
	BURNER BRACKET 6/10/12/16 GALLON MODELS	063444
	MANIFOLD OUTLET - DSI SW-6/10/12/16D MODELS (ABOVE SERIAL NO. 953401118)	171420
	MANIFOLD OUTLET - PILOT SW-3/6P MODELS (ABOVE SERIAL NO. 953401118) SW-10 MODELS (ABOVE SERIAL NO. 953601021)	171421 171422
	FOAM JACKET AND BANDING KIT SAW-6 (ADVANTAGE) SW-10 SW-6 SW-12 SW-16	521197 520869 520868 520960 520961

RV WATER HEATERS

Factory Replacement Parts

ILLUSTRATED ITEM	DESCRIPTION	KIT NO.
	REIGNITOR ELECTRODE AND WIRE BELOW SERIAL NO. 991801501 ABOVE SERIAL NO. 991801501	232260 232602
	WATER DIFFUSER - COLD WHITE 1 REQUIRED PER UNIT	171054
	WATER DIFFUSER - HOT BLACK 1 REQUIRED PER UNIT	171509
	GAS VALVE - DSI 3 8" NPT INLET 1 4" LOXIT OUTLET 6 GAL (ABOVE SERIAL NO. 953401118) 10 GAL (ABOVE SERIAL NO. 953601021) 12/16 GAL SW-16V/VE (120 VAC)	525042 525042 525042 161216
	GAS VALVE DSI 3 8 NPT INLET 1 8-27 NPT OUTLET SW-4 (ABOVE SERIAL NO. 164810685) SW-6 (ABOVE SERIAL NO. 164513432) SW-10 (ABOVE SERIAL NO. 164015530) SW-12 (ABOVE SERIAL NO. 164513462) SW-16 (ABOVE SERIAL NO. 165012120) SAW-6	161306
	BURNER ORFICE FOR 161255 GAS VALVE #61 6/10/12/16 GAL	180323
	BURNER ORFICE FOR 161255 GAS VALVE #64 SAW-6	180329
	BURNER ORFICE FOR 161255 GAS VALVE #65 4 GAL	180325
	BURNER WITH BRACKET FOR 161255 GAS VALVE - DSI SW-4D-DE (ABOVE SERIAL NO. 164810695) SW-6D-DE-DEL (ABOVE SERIAL NO. 164513432) SW-10D-DE-DEL-DEM (ABOVE SERIAL NO. 164015530) SW-12D-DE-DEL-DEM (ABOVE SERIAL NO. 164513462) SW-16D-DE-DEL-DEM (ABOVE SERIAL NO. 165012120) SAW-6	011126
	ORFICE RETAINER CLIP FOR 161255 GAS VALVE (NOT SHOWN)	063827
	BURNER WITH ORIFICE - DSI 3/4 GAL (SERIAL NO. 953602451 TO 164810694) 6/10/12/16 GALLON	010844 010843

ILLUSTRATED ITEM	DESCRIPTION	KIT NO.
	BURNER WITH ORIFICE - PILOT 3/4 GAL (ABOVE SERIAL NO. 953602451) 6/10 GAL (ABOVE SERIAL NO. 953401118)	010844 010843
	30° NPT 3/8" X 3/8" FLARE ELBOW GAS INLET - PILOT SW-6 MODELS (ABOVE SERIAL NO. 934800777)	171394
	ELBOW GAS INLET - DSI	170374
PICTURE NOT AVAILABLE	CORD SET ASSEMBLY SW-6/10/12DELC	233422
PICTURE NOT AVAILABLE	CORD SET ASSEMBLY SW-6/10/12DEC	233421
PICTURE NOT AVAILABLE	KIT WATER HEATER DOOR SCREW	121876

SUBURBAN WATER HEATER GLOSSARY:

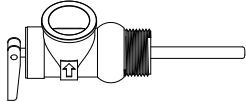
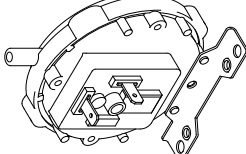
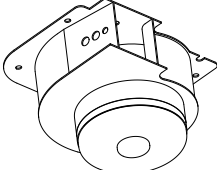

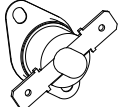
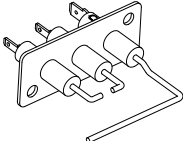
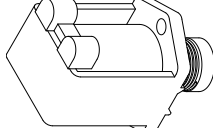
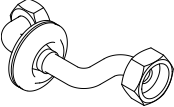
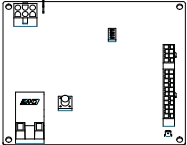
BRAND	TYPE	CAPACITY	IGNITION	OPTIONS
S=Suburban	W=Water Heater A=Advantage Series	4=Gallons 6=Gallons 10=Gallons 12=Gallons 16=Gallons	P=Pilot D=Direct Spark Ignition 12 VDC V=Direct Spark Ignition 120 VDC	E=Electric Heating Element 120 VDC L=Relay for Interior Operation of Electric Element 12 VDC M=Motor Aid Heat Exchanger R=Re-Ignitor for Pilot Models 12 VDC C=Corded Unit

RV WATER HEATERS ST42/60 Factory Replacement Parts

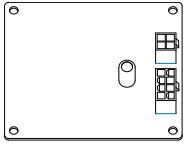
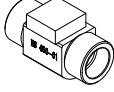
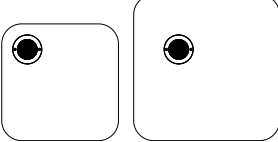
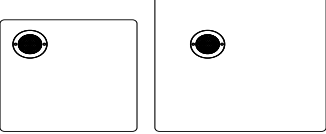

ILLUSTRATED ITEM	DESCRIPTION	KIT NO.
PICTURE NOT AVAILABLE	MODULE BOARD, ST-42	521338
	MODULE BOARD, ST-60	521339
PICTURE NOT AVAILABLE	GAS VALVE (SCHUSTE)	161357
PICTURE NOT AVAILABLE	GAS VALVE (TELCO)	525214
PICTURE NOT AVAILABLE	AIRFLOW SENSOR	233658
PICTURE NOT AVAILABLE	LIMIT SWITCH (MANUAL)	233676
PICTURE NOT AVAILABLE	LIMIT SWITCH (ANTIFREEZE)	233675
PICTURE NOT AVAILABLE	WATER FLOW SENSOR	233665
PICTURE NOT AVAILABLE	TEMP PROBE (FEMALE CONN)	233685
PICTURE NOT AVAILABLE	TEMP PROBE (MALE CONN)	233685
PICTURE NOT AVAILABLE	CONTROL CENTER	233678
PICTURE NOT AVAILABLE	ST42/60 BLACK DOOR	6285AEB
PICTURE NOT AVAILABLE	ST42/60 WHITE DOOR	6285APW
PICTURE NOT AVAILABLE	ST DOOR GASKET	525175
PICTURE NOT AVAILABLE	ST ACORN NUTS SERVICE KIT	212663
PICTURE NOT AVAILABLE	ST65RL FREEZE PROTECTION KIT	521528

Factory Replacement Parts **ON DEMAND WATER HEATER (ST42/ST60 & IW60/RL)**

ILLUSTRATED ITEM	DESCRIPTION	KIT NO.
	GASKET VENT CAP FLUE	071986
PICTURE NOT AVAILABLE	GASKET RUBBER 1/2	071981
	FITTING WATER OUTLET	172013
PICTURE NOT AVAILABLE	FITTING GAS INLET WITH GASKET	172032
PICTURE NOT AVAILABLE	GASKET RUBBER 3/4	071982
	GAS VALVE	161248
	DRAIN FREEZE PROTECTION	172020
	FITTING INLET 4 WAY JOINT	172021

ILLUSTRATED ITEM	DESCRIPTION	KIT NO.
	PRESSURE RELIEF VALVE	161250
	PRESSURE SWITCH	233229
	BLOWER ASSEMBLY	391127
	SENSOR OVERHEAT	233231
	LIMIT SWITCH	233253
PICTURE NOT AVAILABLE	TEMPERATURE PROBE	521299
PICTURE NOT AVAILABLE	GROMMET LIMIT SWITCH	071996
PICTURE NOT AVAILABLE	VALVE FREEZE PROTECTION	233307
PICTURE NOT AVAILABLE	TUBING FROST PROTECTION	172025
PICTURE NOT AVAILABLE	TUBING SHORT	172026
	ELECTRODE & FLAME PROBE	233245
	REGULATOR-TWO STAGE	161249
PICTURE NOT AVAILABLE	KIT IW60RL VALVE SHUTOFF AIR RELIEF	521533
	GAS INLET PIPE	172002
PICTURE NOT AVAILABLE	VALVE SHUT OFF - WATER DRAIN (RED KNOB) VALVE SHUT OFF - WATER DRAIN (RED KNOB) IW60RL	172022 161287
	MODULE BOARD IW60 MODULE BOARD IW60RL	521135 521212

Factory Replacement Parts **ON DEMAND WATER HEATER (ST42/ST60 & IW60/RL)**

ILLUSTRATED ITEM	DESCRIPTION	KIT NO.
	MODULE BOARD FAN BLOWER	521136
	FLOW SENSOR	233237
PICTURE NOT AVAILABLE	INTERNAL PUMP/TUBE/TEMP PROBE KIT IW60RL	521299
	6 GAL ACCESS PANEL - POLAR WHITE	6276APW
	6 GAL ACCESS PANEL - EBONY BLACK	6276AEB
	10 GAL ACCESS PANEL - POLAR WHITE	6277APW
	10 GAL ACCESS PANEL - EBONY BLACK	6277AEB
	6 GAL ALUMINUM TANK ACCESS PANEL - POLAR WHITE	522147
	10 GAL ALUMINUM TANK ACCESS PANEL - POLAR WHITE	522150
	VENT CAP	
	0-1 INCH	261616
	1-2 INCH	261617
	2-3 INCH	261618
	5-6 INCH	260638
	90° VENT TRANSITION	260677
PICTURE NOT AVAILABLE	ON-DEMAND CONTROL CENTER - WHITE	161291
PICTURE NOT AVAILABLE	ON-DEMAND CONTROL CENTER - BLACK	161292

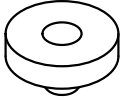

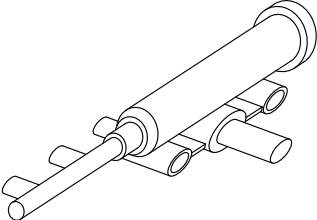
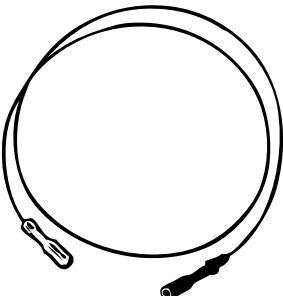
Factory Replacement Parts **RANGES**

ILLUSTRATED ITEM	DESCRIPTION	KIT NO.
PICTURE NOT AVAILABLE	LED LENS TOP BURNER & THERMOSTAT	290177
PICTURE NOT AVAILABLE	LED LIGHTING & BOARD	233419
PICTURE NOT AVAILABLE	LED LENS PIEZO	290178
PICTURE NOT AVAILABLE	LED WIRE HARNESS - WHITE TO RED	233584
PICTURE NOT AVAILABLE	LED WIRE HARNESS SPARK	233453
PICTURE NOT AVAILABLE	LED WIRE HARNESS SPARK (BLUE SWITCH)	233456
PICTURE NOT AVAILABLE	LED WIRE HARNESS PIEZO	233454
PICTURE NOT AVAILABLE	IGNITER SPARK (4 WIRE)	233287
PICTURE NOT AVAILABLE	SWITCH ON/OFF/ON BLACK (BLUE LED)	233445
PICTURE NOT AVAILABLE	SWITCH ON/OFF/ON BLACK	233446
PICTURE NOT AVAILABLE	PIEZO ASSEMBLY (BLACK)	521204
PICTURE NOT AVAILABLE	PIEZO ASSEMBLY (SILVER)	521205



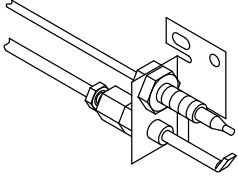
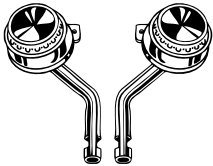
Factory Replacement Parts **RANGES**

ILLUSTRATED ITEM	DESCRIPTION	KIT NO.
PICTURE NOT AVAILABLE	PIEZO ASSEMBLY (BRUSHED NICKEL)	521169
PICTURE NOT AVAILABLE	SCREW PIEZO MOUNTING	121894
PICTURE NOT AVAILABLE	SCREW PIEZO MOUNTING (LED MODELS)	122256
PICTURE NOT AVAILABLE	KNOB PIEZO (BLACK)	140340
PICTURE NOT AVAILABLE	KNOB PIEZO (SILVER)	140334
PICTURE NOT AVAILABLE	KNOB PIEZO (BRUSHED NICKEL)	140305
PICTURE NOT AVAILABLE	TOP BURNER (BRUSHED NICKEL)	140374
PICTURE NOT AVAILABLE	OVEN THERMOSTAT (BRUSHED NICKEL-ROBERTSHAW)	140373
PICTURE NOT AVAILABLE	OVEN THERMOSTAT (BRUSHED NICKEL-COPRECI)	140384
PICTURE NOT AVAILABLE	TOP BURNER (BLACK)	140372
PICTURE NOT AVAILABLE	OVEN THERMOSTAT (BLACK-ROBERTSHAW)	140338
PICTURE NOT AVAILABLE	OVEN THERMOSTAT (BLACK-COPRECI)	140383
PICTURE NOT AVAILABLE	TOP BURNER (SILVER)	140382
PICTURE NOT AVAILABLE	OVEN THERMOSTAT (SILVER-COPRECI)	140385
PICTURE NOT AVAILABLE	KNOB TOP BURNER (BLACK-ROBERTSHAW/COPRECI)	140339
PICTURE NOT AVAILABLE	KNOB TOP BURNER (SILVER-ROBERTSHAW/COPRECI)	140333
PICTURE NOT AVAILABLE	KNOB TOP BURNER (BRUSHED NICKEL-ROBERTSHAW/COPRECI)	140374
PICTURE NOT AVAILABLE	KNOB OVEN (BLACK-ROBERTSHAW)	140338
PICTURE NOT AVAILABLE	KNOB OVEN (SILVER-ROBERTSHAW)	140332
PICTURE NOT AVAILABLE	KNOB OVEN (BRUSHED NICKEL-ROBERTSHAW)	140302
PICTURE NOT AVAILABLE	KNOB OVEN (BLACK-COPRECI)	140337
PICTURE NOT AVAILABLE	KNOB OVEN (SILVER-COPRECI)	140331
PICTURE NOT AVAILABLE	KNOB OVEN (BRUSHED NICKEL-COPRECI)	140301
PICTURE NOT AVAILABLE	HANDLE OVEN DOOR (CURVED BLACK)	140357
PICTURE NOT AVAILABLE	HANDLE OVEN DOOR (CURVED SILVER)	140329
PICTURE NOT AVAILABLE	HANDLE OVEN DOOR (CURVED STAINLESS)	140357
PICTURE NOT AVAILABLE	OVEN DOOR KIT SHORT ALL GLASS W/CURVED SILVER HANDLE AG3	521332
PICTURE NOT AVAILABLE	OVEN DOOR KIT LONG ALL GLASS W/CURVED SILVER HANDLE AG3	521332
PICTURE NOT AVAILABLE	OVEN DOOR KIT SHORT STAINLESS GLASS W/CURVED STAINLESS HANDLE SG4	521332
PICTURE NOT AVAILABLE	OVEN DOOR KIT LONG STAINLESS GLASS W/CURVED STAINLESS HANDLE SG4	521223
PICTURE NOT AVAILABLE	OVEN DOOR KIT SHORT ALL GLASS W/CURVED BLACK HANDLE AG2	521332
PICTURE NOT AVAILABLE	OVEN DOOR KIT LONG ALL GLASS W/CURVED BLACK HANDLE AG2	521223
PICTURE NOT AVAILABLE	OVEN DOOR KIT SHORT STAINLESS GLASS W/CURVED BLACK HANDLE SG2	521223
PICTURE NOT AVAILABLE	OVEN DOOR KIT LONG STAINLESS GLASS W/CURVED BLACK HANDLE SG2	521223
PICTURE NOT AVAILABLE	OVEN DOOR KIT SHORT ALL GLASS W/CURVED STAINLESS HANDLE AG4	521332
PICTURE NOT AVAILABLE	OVEN DOOR KIT LONG ALL GLASS W/CURVED STAINLESS HANDLE AG4	521223
PICTURE NOT AVAILABLE	DOOR OVEN PANEL BLACK (LONG 22") WITH BLACK HANDLE	521501
PICTURE NOT AVAILABLE	DOOR OVEN PANEL BLACK (SHORT 17") WITH BLACK HANDLE	521498

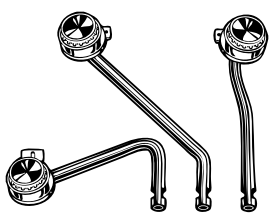
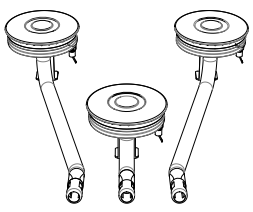
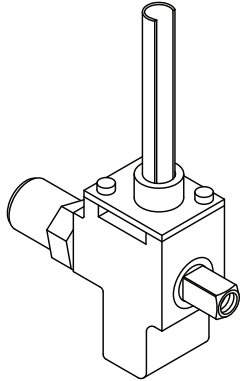
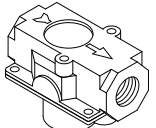
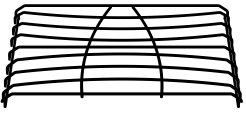

RV COOKING APPLIANCES Factory Replacement Parts

ILLUSTRATED ITEM	DESCRIPTION	KIT NO.	
PICTURE NOT AVAILABLE	OVEN DOOR LONG STAINLESS W/CURVED SILVER HANDLE SP3	521501	
PICTURE NOT AVAILABLE	OVEN DOOR SHORT STAINLESS W/CURVED SILVER HANDLE SP3	521498	
 	GRATE GROMMET SRNA3 SCNA3 SRSA3 SCSA3 SRN3 SCN3 SRS3 SCS3 KNOB - BURNER SDN2-3 SDS2	525004 525017 140262	
	KNOB - OVEN THERMOSTAT (SEE NOTES PAGE) BLACK SRNA3 SRSA3 (SABAF) SRNA3 (COPRECI) BRUSHED NICKEL SRNA3 SRSA3 (COPRECI) SRNA3 SRSA3 (ROBERTSHAW)	140241 140257 140301 140302	
	KNOB - PIEZO SRN3 SCN3 SRS3 SCS3 SRNA3 SCNA3 SRSA3 SCSA3 (BLACK) SRN3 SCN3 SRS3 SCS3 SRNA3 SCNA3 SRSA3 SCSA3 (BRUSHED NICKEL)	525021	
	KNOB - TOP BURNER SRNS3 SCS3 (BLACK) (ROBERTSHAW OR COPRECI) SRNA/SRSA3 (BRUSHED NICKEL) (ROBERTSHAW)	525037 140374	
	KNOB - TOP BURNER (SEE NOTES PAGE) SCNA3 SCSA3 SRNA3, SRSA3 (BLACK - ROBERTSHAW OR COPRECI)	525037	
	PICTURE NOT AVAILABLE	SWITCH-SPARK IGNITER SDS2	233238
		PIEZO WITH KNOB SRN3 SCN3 SRS3 SCS3 SRNA3 SRSA3 (BLACK) 3-WIRE PIEZO WITH 3 COLOR KNOBS 4-WIRE PIEZO WITH 3 COLOR KNOBS	525013 521358 521359
ELECTRODE - TOP BURNER SRNA SRSA- (SI - SHANGHAI INSTRUMENTS) SRNA SRSA - (MUELLER)		521106 525034	
	ELECTRODE - OVEN BURNER - SPARK IGNITION SRSA3 - SRNA3	521181	
	PIEZO WIRE SRN-SRNA LEFT REAR SRN-SRNA RIGHT REAR SRN-SRNA CENTER SRSA SCS3 SCN3	232766 232772 232771 232766	

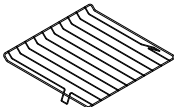

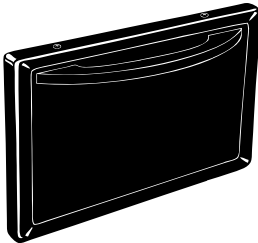

Factory Replacement Parts **RV COOKING APPLIANCES**

<p>PICTURE NOT AVAILABLE</p>	<p>SPARK IGNITER</p> <p>(3-WIRE) SCNA, SCN, SCSA 232944</p> <p>(4-WIRE) SRNA, SRN, SRSA 233287</p> <p>SPARK IGNITER WITH CONTROL PANEL</p> <p>(4-WIRE) SRNA3LPSS, SRSA3LPSS 521155</p> <p>(4-WIRE) SCNA - SCSA 521414</p>	
	<p>SEALED BURNER PIEZO (SEE NOTES PAGE)</p> <p>SRSA3 SCSA3 SRS3 SCS3, LOW PROFILE BURNER (SI-SHANGHAI INSTRUMENTS) 011012</p> <p>SRSA3 SCSA3 SRS3 SCS3 (ROBERTSHAW) 010874</p>	
<p>PICTURE NOT AVAILABLE</p>	<p>SEALED RANGE BURNER TUBES WITH FITTINGS</p> <p>RIGHT REAR 171641</p> <p>FRONT CENTER 171642</p> <p>LEFT REAR 171640</p>	
	<p>BURNER - PILOT (SEE NOTES PAGE)</p> <p>SRNA3 (SABAF) 520939</p> <p>SRNA3 (ROBERTSHAW) - (COPRECI) 525036</p>	
	<p>THERMOCOUPLE (SEE NOTES PAGE)</p> <p>BURNER PILOT AND THERMOCOUPLE 011089</p> <p>SRNA3 SRSA3 (ROBERTSHAW - COPRECI) LONG OVEN 161373</p> <p>SRSA3 SRSA3LGGS SRSA3LGGSV (SABAF) 161187</p>	
<p>PICTURE NOT AVAILABLE</p>	<p>PILOT TUBING (SEE NOTES PAGE)</p> <p>SRNA3 SRSA3 LONG OVEN 520939</p> <p>SRNA3 SRSA3 (COPRECI) LONG OVEN 171708</p> <p>SRNA3 SRSA3 (ROBERTSHAW) LONG OVEN 171708</p> <p>SRNA3 SRSA3 (COPRECI) SHORT OVEN 171707</p> <p>SRNA3 SRSA3 (ROBERTSHAW) SHORT OVEN 171707</p>	
<p>PICTURE NOT AVAILABLE</p>	<p>ORIFICE HOLDER WITH TUBING (SEE NOTES PAGE)</p> <p>SRNA SRSA (ROBERTSHAW) SHORT OVEN 521089</p> <p>SRNA SRSA (COPRECI) LONG OVEN 521093</p> <p>SRNA SRSA (COPRECI) SHORT OVEN 521092</p>	
	<p>BURNER - LEFT SIDE</p> <p>SDN2 - SDN2U 010961</p>	

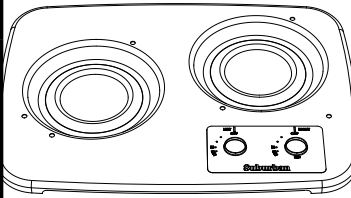
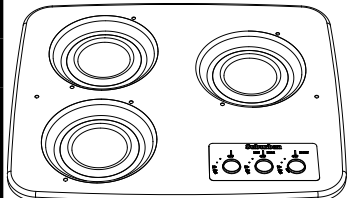
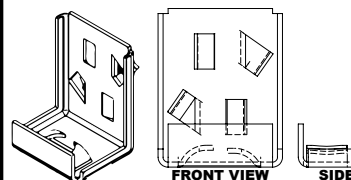
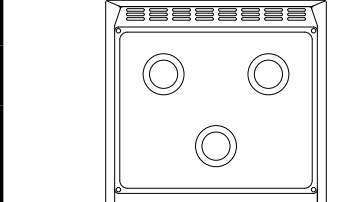
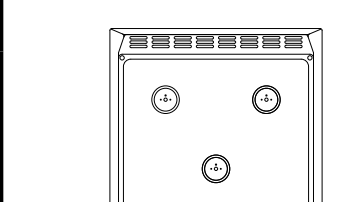
RV COOKING APPLIANCES Factory Replacement Parts

	BURNER - LEFT FRONT SDN3	010964
	BURNER - LEFT REAR SDN3	010965
	BURNER - RIGHT REAR SDN3	010963
	LOW PROFILE BURNER - LEFT REAR (PIEZO) SRNA SCNA3 (SI - SHANGHAI INSTRUMENTS) - BLACK CAP	011000
	LOW PROFILE BURNER - CENTER (PIEZO) SRNA SCNA3 (SI - SHANGHAI INSTRUMENTS) - BLACK CAP	010999
	LOW PROFILE BURNER - RIGHT REAR (PIEZO) SRNA SCNA3 (SI - SHANGHAI INSTRUMENTS) - BLACK CAP	010998
	BURNER VALVE - LEFT & RIGHT SDN2, SDN2U	161200
	BURNER VALVE - LEFT & FRONT & REAR SDN3	161201
	BURNER VALVE - RIGHT - HIGH OUTPUT SDN3	161200
	BURNER VALVE LEFT & RIGHT (SEE NOTES PAGE) SRN3 SCN3	161177
	BURNER VALVE SEALED BURNER (SEE NOTES PAGE) SRSA3 SCS3G (SABAF)	161194
	BURNER VALVE HIGH OUTPUT (SEE NOTES PAGE) SRNA3 SCNA3 (SABAF)	161190
PICTURE NOT AVAILABLE	SLIDE-IN MANIFOLD CONVENTIONAL BURNER (SEE NOTES PAGE) SCNA ROBERTSHAW MANIFOLD	521356
	REGULATOR SOP-1002A - FLARE FITTING SD2 SD3 SR3 SC3 SDN2 SDN3 SRN3 SRNA3 SDN2U	212216 161140
PICTURE NOT AVAILABLE	GRATE WIRE SDS2 GRATE SDN 2 3 GRATE	031394 031194
 <p>STANDARD GRATE</p>  <p>CAST IRON GRATE</p>	GRATE - WIRE SRNA3 SCNA3 SRN3 SCN3 SRSA3 SCSA3 SRS3 SCS3	031250
	GRATE - CAST IRON SRNA - SCN - SRSA	031693
	GRATE - CLIP SR3 - SC3 (NOT SHOWN)	121910
	RUBBER FOOT SD2 SD3 SR3S SR3L SC3 (NOT SHOWN)	140214

Factory Replacement Parts **RV COOKING APPLIANCES**

	OVEN RACK - ALL RANGE MODELS	031737
PICTURE NOT AVAILABLE	DOOR PANEL 22" SRN3 SRNA3 SRS3 SRSA3 BLACK STAINLESS	102999JB 101978
	OVEN DOOR 22" SRN3 SRNA3 SRS3 SRSA3 - BLACK SRN3 SRNA3 SRS3 SRSA3 - BLACK GLASS SRN3 SRNA3 SRS3 SRSA3 - STAINLESS SRN3 SRNA3 SRS3 SRSA3 - STAINLESS WITH GLASS OVEN DOOR 22" (STARTING WITH SERIAL NUMBER 175005668) SRN3 SRNA3 SRS3 SRSA3 - BLACK SRN3 SRNA3 SRS3 SRSA3 - BLACK GLASS SRN3 SRNA3 SRS3 SRSA3 - STAINLESS SRN3 SRNA3 SRS3 SRSA3 - STAINLESS WITH GLASS SRN3 SRNA3 SRS3 SRSA3 - BLACK WITH BRUSHED NICKEL HANDLE OVEN DOOR KIT LONG ALL GLASS W/ BRUSHED NICKEL HANDLE	521507 521507 521507 521507 521501 521501 521501 521501 521501 521223
	OVEN DOOR 17" SRN3 SRNA3 SRS3 SRSA3 - BLACK SRN3 SRNA3 SRS3 SRSA3 SRSA3LGGS(V) - BLACK GLASS SRN3 SRNA3 SRS3 SRSA3 SRSA3LGGS(V) - STAINLESS SRN3 SRNA3 SRS3 SRSA3 - STAINLESS GLASS OVEN DOOR 17" (STARTING WITH SERIAL NUMBER 175005668) SRNA3, SRSA3 - BLACK SRNA3, SRSA3 - BLACK GLASS SRNA3, SRSA3 - STAINLESS SRNA3, SRSA3 - STAINLESS GLASS SRNA3, SRSA3 - BLACK BRUSHED NICKEL HANDLE OVEN DOOR KIT SHORT ALL GLASS W/ BRUSHED NICKEL HANDLE	521504 521498 521504 521504 521498 521498 521498 521498 521498 521332
PICTURE NOT AVAILABLE	DOOR PANEL 17" SRN3 SRNA3 SRS3 SRSA3 - BLACK SR3S SRNA3 SRSA3 - STAINLESS	521509 521510
	HANDLE - OVEN DOOR SRN3 SRNA3 SRSA3LGGS SRSA3LGGSV SCS3GS SCS3GSV BLACK SRNA3, SRSA3 BRUSHED NICKEL	140231 140303
PICTURE NOT AVAILABLE	GRIDDLE SOP - 1002A/1003A/1004A/1005A GRIDDLE PLATE - 1004A/1005A CONTROL KNOB GREASE TRAY WITH KNOB- 1004A/1005A	521257 212328 212328
PICTURE NOT AVAILABLE	1 LBS GAS BOTTLE KIT FOR 18" GRIDDLE	521380

RV COOKING APPLIANCES Factory Replacement Parts

PICTURE NOT AVAILABLE	1 LBS GAS BOTTLE KIT FOR 23" GRIDDLE	521381
<p>PICTURE NOT AVAILABLE</p> <p>HINGE - DOOR</p> <p>SRN3 SRNA3 17"</p> <p>SRN3 SRNA3 22" WITH GLASS</p> <p>DOOR - SEAL SIDE SRNA3S</p> <p>DOOR - LONG SIDE SRNA3L</p> <p>TOP SDN2U DROP IN</p> <p>BLACK</p> <p>STAINLESS</p>	 <p>SDN2 TOP SHOWN</p>	<p>150135</p> <p>150138</p> <p>071057</p> <p>071059</p> <p>3070ABK</p> <p>3070AST</p>
 <p>SDN3 TOP SHOWN</p>	<p>TOP SDN3 DROP IN</p> <p>STAINLESS - SDN3</p>	2940AST
 <p>FRONT VIEW SIDE</p>	<p>FASTENER ANGLE BRACKET (SPEED NUT) SD-SDN 2 3</p>	122060
 <p>TOP VIEW</p>	<p>TOP RANGE AND SLIDE IN CONVENTIONAL BURNER</p> <p>BLACK SRN3 SRNA3 SCN3 SCNA3</p>	101997BK
 <p>TOP VIEW</p>	<p>TOP RANGE AND SLIDE IN SEALED BURNER</p> <p>BLACK - SRS3 SCS3 SRSA3 SCSA3 SI ROBERTSHAW</p>	102582BK
PICTURE NOT AVAILABLE	GLASS COVER "C" MODEL RANGES	3088A
PICTURE NOT AVAILABLE	GLASS COVER "X" MODEL RANGES	3085A
PICTURE NOT AVAILABLE	KIT NUT GLASS COVER	525014
PICTURE NOT AVAILABLE	KIT BOLT GLASS COVER	525014
PICTURE NOT AVAILABLE	KIT HINGE GLASS COVER	525032
	SCREW-TOP SDN2U DROP-IN	

RV COOKING APPLIANCES Factory Replacement Parts

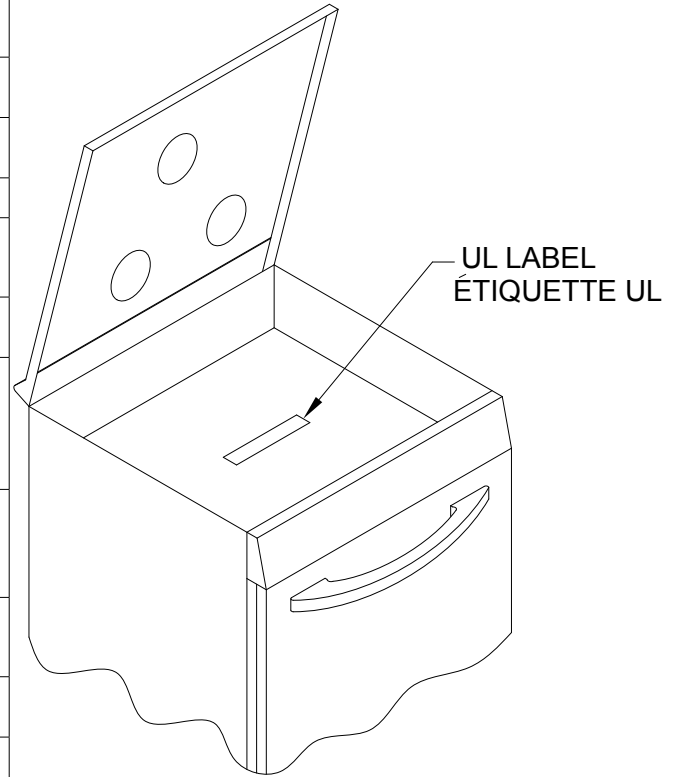
PICTURE NOT AVAILABLE	BLACK	122251
	STAINLESS	122252
PICTURE NOT AVAILABLE	BUMPER RUBBER (FOR GLASS COVER)	525038
PICTURE NOT AVAILABLE	LED LENS FOR TOP BURNER/OVEN	521383
PICTURE NOT AVAILABLE	LED LENS FOR PIEZO	521384
PICTURE NOT AVAILABLE	SHORT OVEN DOOR BLACK	521385
PICTURE NOT AVAILABLE	OVEN PILOT TUBE SHORT	521391
PICTURE NOT AVAILABLE	OVEN ORIFICE TUBE SHORT	521393
PICTURE NOT AVAILABLE	RANGE MANIFOLD W/BLACK KNOBS	521397
PICTURE NOT AVAILABLE	RANGE MANIFOLD W/STAINLESS KNOBS	521399
PICTURE NOT AVAILABLE	GLASS COVER HINGE PAD	525146
PICTURE NOT AVAILABLE	COOKING GRATE GROMMET	525147
PICTURE NOT AVAILABLE	PIEZO IGNITOR RANGE	525148
PICTURE NOT AVAILABLE	ON/OFF/ON SWITCH	525150
PICTURE NOT AVAILABLE	TOP BURNER KNOB BLACK	525151
PICTURE NOT AVAILABLE	THERMOSTAT KNOB BLACK	525152
PICTURE NOT AVAILABLE	PIEZO KNOB BLACK	525153
PICTURE NOT AVAILABLE	TOP BURNER KNOB STAINLESS	525154
PICTURE NOT AVAILABLE	THERMOSTAT KNOB STAINLESS	525155
PICTURE NOT AVAILABLE	PIEZO KNOB STAINLESS	525156
PICTURE NOT AVAILABLE	DOOR SEAL KIT SHORT OVEN	525157
PICTURE NOT AVAILABLE	TOP BURNER SPARK ELECTRODE	525159
PICTURE NOT AVAILABLE	RANGE MAIN TOP/GLASS COVER	521424

ILLUSTRATED ITEM	DESCRIPTION	KIT NO.
	CAN FAUCET ASSY WITH ADAPTERS	521269

SUBURBAN ELITE SERIES RV SLIDE-IN COOKTOP MODEL NUMBER POSITIONS									
1	2	3	4	5	6	7	8	9	10
BRAND	TYPE	BURNER	TOP	GRATE	PANEL	KNOB	BACKLIT	IGNITION	COVER
S=SUBURBAN	C=COOKTOP	N=CONVENTIONAL	B=BLACK	1=WIRE	B=BLACK	1=BLACK	X=NO	E=PIEZO	X=NO COV
		S=SEALED		2=DELUXE	S=STAINLESS	2=SILVER	Q=YES (BKSW/NO LED)		C= COVER
				3=CAST		3=NICKEL	R=FUNCTIONAL KNOB, WHITE OR RED LED		
						4=BK/ MAGNET			
						5=NK/ MAGNET			

SUBURBAN ELITE SERIES RV RANGE/COOKTOP MODEL NUMBER POSITIONS

1	BRAND	S =SUBURBAN
2	TYPE	R =RANGE
3	BURNER	N =CONVENTIONAL S =SEALED
4	OVEN	L =LONG S =SHORT
5	LIGHT	X =NO Q =YES
6	TOP	B =BLACK
7	GRATE	1 =WIRE 2 =DELUXE 3 =CAST
8	PANEL	B =BLACK S =STAINLESS
9	KNOB	1 = BLACK (BK) 2 = SILVER (SL) 3 = BRUSHED NICKEL (NK) 4 = BK/MAGNET 5 = NK/MAGNET
10	BACKLIT	X = NO Q = YES: BK SW NO LED T = YES: BK SW/BL LED R = FUNCTIONAL KNOB, WHITE OR RED (LED)
11	DOOR	B =BLACK A =ALL S =STAINLESS
12	TYPE	P =PANEL G =GLASS
13	HANDLE	1 =BK CURRENT 2 =BLACK MILLS 3 =SILVER MILLS 4 =BRUSHED STAINLESS MILLS (BSS) 5 =BN TOWEL BAR
14	IGNITION	E =PIEZO S =SPARK
15	COVER	X =NO COV C =YES COV B =YES BLACK COV K =CLEAR WITH STAINLESS STEEL TRIM



RV COOKING APPLIANCES Factory Replacement Parts

SUBURBAN RV RANGE/COOKTOP MODEL NUMBER POSITIONS

1	2	3	4	5	6	7	8	9	10	
BRAND	TYPE	BURNER TYPE	THERMOSTAT	BURNERS	OVEN MODELS	TOP COLOR (PORCELAIN)	DOOR COLOR (PAINTED)	IGNITION	OPTIONS	
S=Suburban	R=Range C=Cooktop (Slide-In)	N=Conventional S=Sealed	A=Mercury Free	3=3-Burner	S=17" Oven L=22" Oven	B=Black S=Stainless P=Porcelain Stainless	B=Black S=Stainless G=Black Glass X=Stainless w/Black Glass V=Open Window Glass U=Black w/ Brush Nickel Handle	M=Match E=Piezo S=Spark	Z=Deluxe Cooking Grate Y=Extended Manifold C=Cover YC=Extended Manifold/Cover YZ=Extended Manifold/Deluxe Grate ZC=Deluxe Grate/Cover Y CZ=Extended Manifold/Deluxe Grate/Cover	
SUBURBAN RV DROP-IN MODEL NUMBER POSITIONS										
BRAND	TYPE	BURNER TYPE	BURNERS							
S=Suburban	D=Drop-In	N=Conventional S=Sealed	2=2-Burner 3=3-Burner							

NOTES:

SRNA3 Range component information

Suburban uses three (3) suppliers for the mercury free range control systems on our SRNA3 ranges, SABAF, COPRECI, and ROBERTSHAW. The information below will assist you with identifying between the three systems.

The SABAF system is manufactured using a round tube manifold and the oven thermostat on this model is a cylinder style brass control with a micro switch attached. Should a replacement part be required for this type system each individual part can be replaced.

The COPRECI system is manufactured using a round tube manifold and the oven thermostat on this model is a cylinder style brass control. It does not have a microswitch attached to the thermostat. Should a replacement part be required for this type system, a complete manifold will be shipped that includes the oven thermostat, top burner valves and thermostat knob.

The ROBERTSHAW system incorporates a square tube manifold and the oven thermostat control is a cast aluminum body. Should a replacement part be required for this system a complete manifold will be shipped that includes the oven thermostat, top burner valves, and thermostat knob.

ADDITIONAL NOTES:

SRNA Range component information

Suburban has used three (3) suppliers for the conventional top burner assemblies, ROBERTSHAW, Mueller, and SI. The information below will assist you with identifying the burners.

ROBERTSHAW - Original Production, round top with aluminized steel body.

Mueller - Production start date of October 2012. Tapered aluminized steel body.

SI - Production start date of April 2013. Low profile black burner.

SRSA Range component information

Suburban has used two (2) suppliers for the sealed top burner assemblies, ROBERTSHAW and SI. The information below will assist you with identifying the burners.

ROBERTSHAW - Original Production, round top with aluminized steel body.

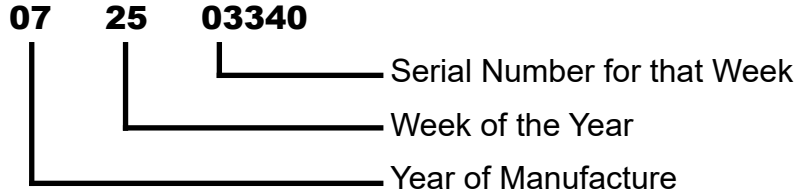
SI - Production start date of April 2013. Low profile black burner.

SUBURBAN SERIAL NUMBER INFORMATION

All Suburban Serial Numbers manufactured after January 1990, will be nine digits. The first two (2) digits signify the year of manufacture. The next set of digits, indicate the week of the year and the remaining digits are serial numbers.

EXAMPLE SERIAL NUMBER DESCRIPTION

Sample Serial Number:



REPLACEMENT PARTS

**Only FACTORY AUTHORIZED PARTS are to be used.
Do not attempt to repair defective parts.**

When ordering repair parts from your dealer, a Suburban Service Center, or distributor, always give the following information:

1. Part Number (Not Item No.)
2. Part Description
3. Model and Serial Number of furnace
4. Number of Parts Required

NOTES



FURNACE CORE

Replacement

 **Suburban**
An AIRXCEL Brand



Don't let the chill of expensive and time consuming repairs raise your temperature.

Suburban is now pleased to offer our Furnace Core Replacement program - an affordable alternative to replacing old and worn out parts with little to no warranty.

Why repair a furnace with individual parts when you can simply install a furnace core.

- Reduce repair costs and cycle time at the dealership
- Decrease the chances for diagnostic errors
- Increase dealer revenue
- Provide a furnace upgrade with a new 2 year warranty

Give your customer reliable comfort and peace of mind. Each Suburban Furnace Core replacement is backed by a Two (2) Year Limited Warranty.

NT MODEL FURNACES

Use this chart to determine the correct core replacement.

IF YOU HAVE THIS MODEL	ORDER THIS REPLACEMENT CORE
NT-16S	CORE
2009	STOCK#: 2611A MODEL#: RP-16NQ
2420	
NT16SQ	CORE
2425	STOCK#: 2611A MODEL#: RP-16NQ
2426	
2444	
2445	
NT-20S	CORE
2019	STOCK#: 2611A MODEL#: RP-16NQ
2281	
NT-20SQ	CORE
2432	STOCK#: 2611A MODEL#: RP-16NQ
2433A	
2450A	
2452A	
NT-30SP	CORE
2060	STOCK#: 2613A MODEL#: RP-30N
2373	
2453	
NT-34SP	CORE
2603	STOCK#: 2613A MODEL#: RP-30N
2374	
2454	
NT-40	CORE
2051	STOCK#: 2614A MODEL#: RP-40N
2455	
P-40	CORE
2230	STOCK#: 2615A MODEL#: RP-40P
2456	

IF YOU HAVE THIS MODEL	ORDER THIS REPLACEMENT CORE
NT-16SEQ	CORE
2017	STOCK#: 2612A MODEL#: RP-16NEQ
2314	
2315	
2316	
2364	
2375	
2380	
2427	
2428	
2429	
2431	
2438	
2439	
2440	
2441	
2442	
2443	
2500	
2503	
2505	
2507	

IF YOU HAVE THIS MODEL	ORDER THIS REPLACEMENT CORE
NT-20SEQ	CORE
2021	STOCK#: 2612A MODEL#: RP-16NEQ
2307	
2021	
2347	
2348	
2349	
2435	
2336	
2347	
2446	
2447	
2448	
2449	
2501	
2504	
2506	

SF MODEL FURNACES

Use this chart to determine the correct core replacement.

IF YOU HAVE THIS MODEL	ORDER THIS REPLACEMENT CORE
SF-20	CORE
2324	STOCK#: 2605A MODEL#: RP-20Q
2381	
SF-20Q	CORE
2382	STOCK#: 2605A MODEL#: RP-20Q
2385	
2386	
SF-20F	CORE
2329	STOCK#: 2606A MODEL#: RP-20FQ
SF-20FQ	CORE
2389	STOCK#: 2606A MODEL#: RP-20FQ
2465	
SF-25	CORE
2320	STOCK#: 2607A MODEL#: RP-30Q
2325	
SF-25Q	CORE
2383	STOCK#: 2607A MODEL#: RP-30Q
2387	
SF-25F	CORE
2330	STOCK#: 2608A MODEL#: RP-30FQ
SF-25FQ	CORE
2390	STOCK#: 2608A MODEL#: RP-30FQ
2467	

IF YOU HAVE THIS MODEL	ORDER THIS REPLACEMENT CORE
SF-30	CORE
2321	STOCK#: 2607A MODEL#: RP-30Q
2326	
2376	
SF-30Q	CORE
2384	STOCK#: 2607A MODEL#: RP-30Q
2388	
2481	
2488	
SF-30F	CORE
2331	STOCK#: 2608A MODEL#: RP-30FQ
SF-30FQ	CORE
2391	STOCK#: 2608A MODEL#: RP-30FQ
2469	
2484	
SF-35	CORE
2322	STOCK#: 2609A MODEL#: RP-35Q
2327	
SF-35Q	CORE
2398	STOCK#: 2609A MODEL#: RP-35Q
2414	
SF-35F	CORE
2302	STOCK#: 2610A MODEL#: RP-35FQ
2332	
SF-35FQ	CORE
2400	STOCK#: 2610A MODEL#: RP-35FQ

IF YOU HAVE THIS MODEL	ORDER THIS REPLACEMENT CORE
SF-42	CORE
2323	STOCK#: 2609A MODEL#: RP-35Q
2328	
SF-42Q	CORE
2399	STOCK#: 2609A MODEL#: RP-35Q
2415	
2482	
SF-42F	CORE
2333	STOCK#: 2610A MODEL#: RP-35FQ
SF-42FQ	CORE
2401	STOCK#: 26610A MODEL#: RP-35FQ
SF-42	CORE
2323	STOCK#: 2609A MODEL#: RP-35Q
2328	
SF-42Q	CORE
2399	STOCK#: 2609A MODEL#: RP-35Q
2415	
2482	
SF-42F	CORE
2333	STOCK#: 2610A MODEL#: RP-35FQ
SF-42FQ	CORE
2401	STOCK#: 2610A MODEL#: RP-35FQ